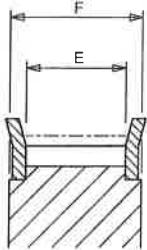


HTD Timing Pulleys - 3M Belts

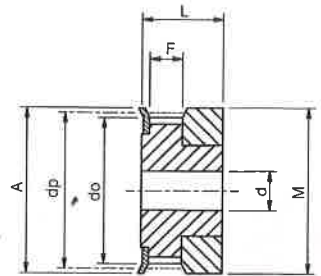


Cross & Morse HTD Pulleys are manufactured to close tolerances to ensure concentric running, and have precision generated gear teeth to match the high power and speed capabilities of HTD drive belts. Only high quality materials are used for pulley manufacture; aluminium being selected for 3M and larger 5M pulleys to keep weight and inertia low; all other pulleys machined from medium carbon steel bar or 260 Grade cast iron and finished with zinc phosphate for corrosion protection. Standard pulleys are offered with a large range of tooth sizes in widths to suit all standard HTD belts. Pulleys for 5M, 8M and 14M drives are available with parallel pilot bore for reworking to customers requirements, bored for shaft clamping elements, or with taper bore to be combined with stock taper brushes for the complete off-the-shelf drive. Pulleys of non-standard widths or numbers of teeth can be supplied to order, or teeth can be generated on customers own blanks. Smaller pulleys are fitted with two flanges to retain the drive belt, these being identified in tables by suffix 'F' on pulley type. The flanges are pressed onto pulley body and retained by spin rivetting.



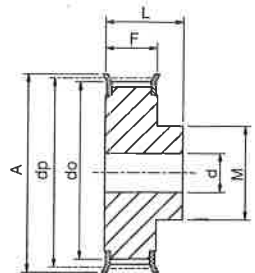
Belt Size	3M		5M			8M				14M				
Belt Width mm	9	15	9	15	25	20	30	50	85	40	55	85	115	170
E	10.2	17	11.9	17.9	27.9	23	33	55	90	47	63	95	126	180
F	13.4	20	14.5	20.5	30.5	28	38	60	95	54	70	102	133	187

Catalogue No.	No. Teeth Z	Pulley Type	Pitch Circle Diameter dp	Min. Bore d	Max Bore d	Outside Diameter do	Flange Diameter A	Pulley Width F	Bore Length L	Hub Diameter M	Approx. Weight kg
3mm Pitch Pulleys for 6mm wide Belts. Ref. 3M06											
10-3M-06	10	0F	9.55	4.0	4.0	8.8	13.0	7.2	14.5	13.0	.003
12-3M-06	12	0F	11.46	4.0	6.0	10.7	15.0	7.2	14.5	15.0	.005
14-3M-06	14	0F	13.37	4.0	7.0	12.6	16.0	7.2	14.5	16.0	.006
15-3M-06	15	0F	14.32	4.0	8.0	13.6	17.5	7.2	14.5	17.5	.007
16-3M-06	16	1F	15.28	4.0	6.5	14.5	18.0	9.8	17.5	10.0	.006
18-3M-06	18	1F	17.19	6.0	7.0	16.4	20.0	9.8	17.5	11.0	.007
20-3M-06	20	1F	19.10	6.0	8.0	18.3	23.0	9.8	17.5	13.0	.008
21-3M-06	21	1F	20.05	6.0	8.5	19.3	25.0	9.8	17.5	13.0	.011
22-3M-06	22	1F	21.01	6.0	8.5	20.3	25.0	9.8	17.5	13.0	.012
24-3M-06	24	1F	22.92	6.0	8.5	22.2	25.0	9.8	17.5	13.0	.014
26-3M-06	26	1F	24.83	6.0	10.5	24.1	28.0	9.8	17.5	16.0	.016
28-3M-06	28	1F	26.74	6.0	11.5	26.0	32.0	9.8	17.5	18.0	.021
30-3M-06	30	1F	28.65	6.0	12.7	27.9	32.0	9.8	17.5	20.0	.024
32-3M-06	32	1F	30.55	6.0	14.0	29.8	36.0	9.8	17.5	22.0	.028
36-3M-06	36	1F	34.38	6.0	17.0	33.6	38.0	10.3	18.0	26.0	.039
40-3M-06	40	1F	38.20	6.0	18.5	37.4	42.0	10.3	18.0	28.0	.047
44-3M-06	44	1F	42.02	6.0	22.5	41.3	48.0	10.3	18.0	33.0	.062
48-3M-06	48	1	45.84	8.0	22.5	45.1	-	10.3	18.6	33.0	.062
60-3M-06	60	1	57.30	8.0	22.5	56.5	-	10.3	18.6	33.0	.091
72-3M-06	72	1	68.75	8.0	22.5	68.0	-	10.3	18.6	33.0	.124



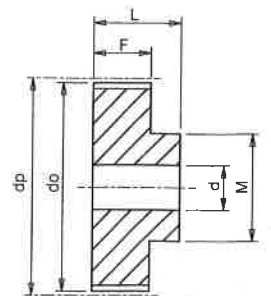
Type 0F
Material: Aluminium

Catalogue No.	No. Teeth Z	Pulley Type	Pitch Circle Diameter dp	Min. Bore d	Max Bore d	Outside Diameter do	Flange Diameter A	Pulley Width F	Bore Length L	Hub Diameter M	Approx. Weight kg
3mm Pitch Pulleys for 9mm wide Belts. Ref. 3M09											
10-3M-09	10	0F	9.55	4.0	4.0	8.8	13.0	10.2	17.5	13.0	.004
12-3M-09	12	0F	11.46	4.0	6.0	10.7	15.0	10.2	17.5	15.0	.006
14-3M-09	14	0F	13.37	4.0	7.0	12.6	16.0	10.2	17.5	16.0	.007
15-3M-09	15	0F	14.32	4.0	8.0	13.6	17.5	10.2	17.5	17.5	.008
16-3M-09	16	1F	15.28	4.0	6.5	14.5	18.0	12.8	20.6	10.0	.007
18-3M-09	18	1F	17.19	6.0	7.0	16.4	20.0	12.8	20.6	11.0	.008
20-3M-09	20	1F	19.10	6.0	8.0	18.3	23.0	12.8	20.6	13.0	.010
21-3M-09	21	1F	20.05	6.0	8.5	19.3	25.0	12.8	20.6	13.0	.013
22-3M-09	22	1F	21.01	6.0	8.5	20.3	25.0	12.8	20.6	13.0	.014
24-3M-09	24	1F	22.92	6.0	8.5	22.2	25.0	12.8	20.6	13.0	.016
26-3M-09	26	1F	24.83	6.0	10.5	24.1	28.0	12.8	20.6	16.0	.018
28-3M-09	28	1F	26.74	6.0	11.5	26.0	32.0	12.8	20.6	18.0	.024
30-3M-09	30	1F	28.65	6.0	12.7	27.9	32.0	12.8	20.6	20.0	.028
32-3M-09	32	1F	30.55	6.0	14.0	29.8	36.0	12.8	20.6	22.0	.032
36-3M-09	36	1F	34.38	6.0	17.0	33.6	38.0	13.4	22.2	26.0	.045
40-3M-09	40	1F	38.20	6.0	18.5	37.4	42.0	13.4	22.2	28.0	.055
44-3M-09	44	1F	42.02	6.0	22.5	41.3	48.0	13.4	22.2	33.0	.074
48-3M-09	48	1	45.84	8.0	22.5	45.1	-	13.4	22.2	33.0	.074
60-3M-09	60	1	57.30	8.0	22.5	56.5	-	13.4	22.2	33.0	.106
72-3M-09	72	1	68.75	8.0	22.5	68.0	-	13.4	22.2	33.0	.145



Type 1F
Material: Aluminium

Catalogue No.	No. Teeth Z	Pulley Type	Pitch Circle Diameter dp	Min. Bore d	Max Bore d	Outside Diameter do	Flange Diameter A	Pulley Width F	Bore Length L	Hub Diameter M	Approx. Weight kg
3mm Pitch Pulleys for 15mm wide Belts. Ref. 3M15											
10-3M-15	10	0F	9.55	4.0	4.0	8.8	13.0	17.0	26.0	13.0	.006
12-3M-15	12	0F	11.46	4.0	6.0	10.7	15.0	17.0	26.0	15.0	.008
14-3M-15	14	0F	13.37	4.0	7.0	12.6	16.0	17.0	26.0	16.0	.010
15-3M-15	15	0F	14.32	4.0	8.0	13.6	17.5	17.0	26.0	17.5	.012
16-3M-15	16	1F	15.28	4.0	6.5	14.5	18.0	19.5	26.0	10.0	.010
18-3M-15	18	1F	17.19	6.0	7.0	16.4	20.0	19.5	26.0	11.0	.012
20-3M-15	20	1F	19.10	6.0	8.0	18.3	23.0	19.5	26.0	13.0	.014
21-3M-15	21	1F	20.05	6.0	8.5	19.3	25.0	19.5	26.0	13.0	.016
22-3M-15	22	1F	21.01	6.0	8.5	20.3	25.0	19.5	26.0	13.0	.018
24-3M-15	24	1F	22.92	6.0	8.5	22.2	25.0	19.5	26.0	13.0	.020
26-3M-15	26	1F	24.83	6.0	10.5	24.1	28.0	19.5	26.0	16.0	.027
28-3M-15	28	1F	26.74	6.0	11.5	26.0	32.0	19.5	26.0	18.0	.030
30-3M-15	30	1F	28.65	6.0	12.7	27.9	32.0	19.5	26.0	20.0	.038
32-3M-15	32	1F	30.55	6.0	14.0	29.8	36.0	19.5	26.0	22.0	.045
36-3M-15	36	1F	34.38	6.0	17.0	33.6	38.0	20.0	30.0	26.0	.060
40-3M-15	40	1F	38.20	6.0	18.5	37.4	42.0	20.0	30.0	28.0	.075
44-3M-15	44	1F	42.02	6.0	22.5	41.3	48.0	20.0	30.0	33.0	.095
48-3M-15	48	1	45.84	8.0	22.5	45.1	-	20.0	30.0	33.0	.103
60-3M-15	60	1	57.30	8.0	22.5	56.5	-	20.0	30.0	33.0	.150
72-3M-15	72	1	68.75	8.0	22.5	68.0	-	20.0	30.0	33.0	.210



Type 1
Material: Aluminium

Tel +44 121 360 0155 Fax +44 121 325 1079 Email sales@crossmorse.com